

# Routenwahlen Benno-Sprint; 2.9.2020

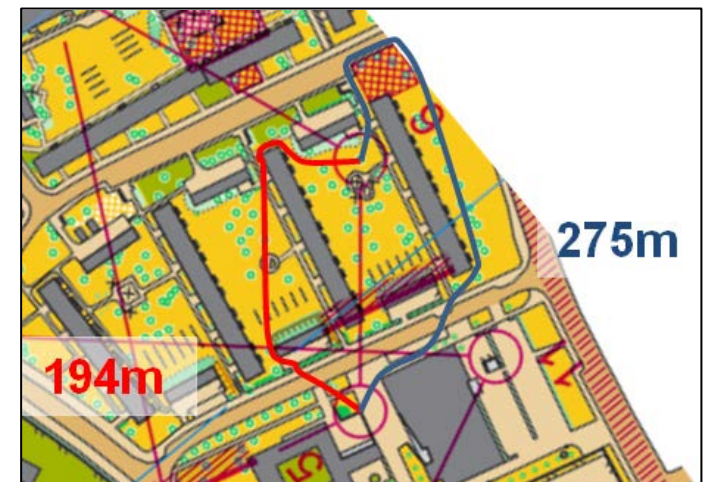
(Bahn Lang)



Posten 1-2

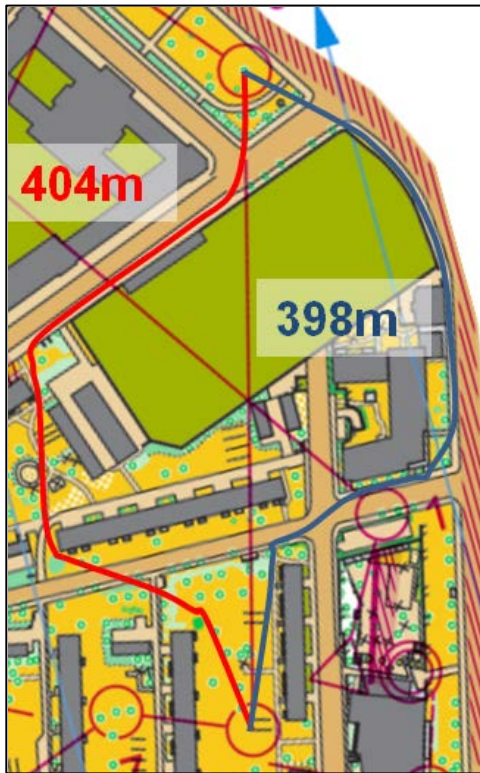


Posten 4-5



Posten 5-6

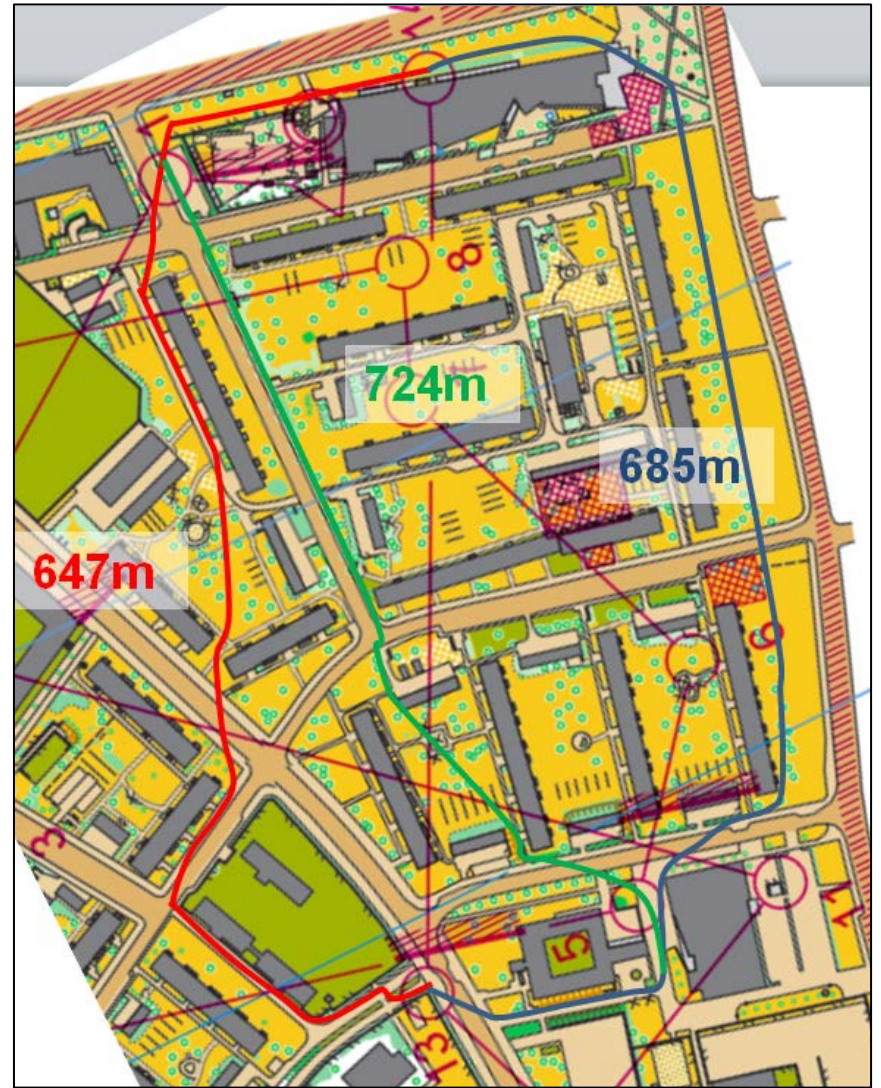




Posten 8-9

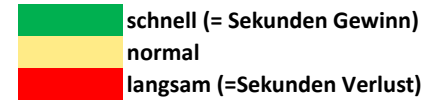


Posten 10-11



Posten 13-14

# Splitanalyse Benno-Sprint, 2.9.2020; Bahn Lang



Gewinn/Verlust pro Postenverbindung (sec)

Platz	Name	Zeit	Fehlerzeit	Split 1	Split 2	Split 3	Split 4	Split 5	Split 6	Split 7	Split 8	Split 9	Split 10	Split 11	Split 12	Split 13	Split 14	Split 15
1.	Konstantin Kunckel	15:05	00:10	2	-6	1	0	-1	-4	7	-1	6	2	0	2	2	0	1
2.	Matthias Kretschmar	15:29	00:00	0	-4	3	4	0	9	1	-1	0	1	-7	-3	1	-4	2
3.	Wieland Kundisch	16:07	00:00	-4	5	-1	-3	1	-1	-2	-1	-2	-1	3	-1	0	6	0
4.	Martin Scheuermann	16:10	00:00	1	1	-1	4	0	-3	1	2	-3	0	-1	2	-2	0	-1
5.	Cedrik Klein	16:36	00:00	0	1	2	0	6	0	-7	5	-4	-1	-1	0	1	-1	1
6.	Marek Pompe	16:37	00:00	-8	9	-1	0	-3	2	-1	3	-4	1	9	-2	1	-2	-1
7.	Marek Siegert	16:52	00:00	0	7	1	-2	5	3	1	0	-6	-1	-3	4	-1	-6	-1
8.	Andrei Kraemer	17:43	00:15	-1	2	3	-3	15	6	-2	-2	-7	-3	1	0	-1	6	0
9.	Karsten Leideck	17:45	00:00	-1	-1	-1	-3	1	-5	2	1	9	-1	7	-1	2	-8	1
10.	Tomi Kääriäinen	18:12	00:00	-4	-2	-1	-3	0	-1	-1	1	2	1	-3	-4	4	10	0
11.	Friedmar Richter	18:20	00:00	-3	5	2	-1	8	1	2	-1	2	1	-7	2	1	-10	0
12.	Hendryk Wetzel	18:37	00:34	3	-2	0	2	-6	2	-7	-2	-5	9	35	4	1	0	0
13.	Andreas Lenk	18:39	00:17	14	4	0	-1	-4	-5	-1	0	-1	1	5	-2	0	7	1
13.	Tim Hämmerlein	18:39	01:16	2	2	6	0	-4	17	2	4	-11	-1	62	-8	0	8	-2
15.	Emil Friedländer	18:51	00:52	-7	4	4	3	32	-4	-7	-3	3	0	-1	7	2	22	-2
16.	Burkhard Cerbe	19:02	00:38	-2	4	4	2	5	19	4	-3	-2	3	20	-4	1	-12	-3
17.	Sebastian Knitsch	19:03	00:17	-3	-5	0	-3	16	1	11	0	-2	-2	1	-2	6	-3	1
18.	Kerstin Uiboupin	19:06	00:15	1	-3	2	2	4	-5	0	0	13	0	7	-1	1	-7	2
19.	Paul Leidinger	19:08	00:00	-8	-5	2	-1	-1	-6	0	-2	6	3	11	4	-1	-4	1
20.	Marek Klein	19:16	00:26	-5	8	-1	-2	2	-1	-7	0	3	-2	11	-3	-1	25	-1
20.	Paul Hempel	19:16	00:40	-5	0	13	-2	2	-3	-4	-3	37	-2	15	-2	-1	-3	0
22.	Michael Löhning	19:21	00:50	-4	4	1	-2	-3	25	3	0	-1	0	28	4	3	-6	0
23.	Leon Kollenbach	19:26	00:18	-6	-7	4	-3	-4	-4	-1	-3	10	1	19	5	5	-1	2
Disqu.	Jens Patommel	19:31	01:08	18	24	1	21	-1	-11	8	7	-5	3	1	1	-2	8	-5
24.	Mark Huster	19:31	00:46	27	7	4	4	5	11	-7	-1	-5	-2	-7	-1	-1	9	2
25.	Anton Ryzhov	19:35	00:16	4	14	8	0	2	-6	-2	-3	4	2	1	4	2	-13	-2
Fehlst.	Andrej Olunczek	19:48	00:17	-7	-8	7	4	-9	1	-2	-1	42	1	-11	-1			2
26.	Elsa Marie Barthel	19:54	01:01	4	-5	-2	-2	7	58	-2	4	6	-2	7	-1	-1	-9	-1
26.	Stanja Lindig	19:54	00:00	-2	5	2	3	1	-2	5	3	-6	-1	7	-3	1	-10	-1
28.	Heiko Gossel	20:06	00:48	5	-9	18	-4	5	27	-2	1	4	-2	9	2	2	-8	0
29.	Kay-Uwe Kaufmann	20:14	00:18	-7	-2	9	3	3	5	7	5	13	1	4	-6	-1	-16	0
30.	Niklas Wetzel	20:21	00:29	3	3	4	4	-3	-7	9	-1	-6	2	31	4	-2	-10	-1
31.	Nils Peters	20:29	01:55	-4	-20	10	8	-4	18	-2	0	74	1	17	-1	0	19	0
32.	Hanne Kaufmann	20:35	00:38	-1	39	1	-2	3	4	-2	4	2	-1	-2	2	-1	-5	-3
33.	Vincent Kunckel	20:40	00:21	-1	-2	7	4	-3	17	4	-2	-8	-1	12	-4	0	-1	-1



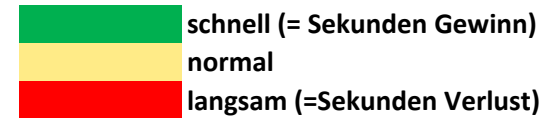
schnell (= Sekunden Gewinn)  
 normal  
 langsam (=Sekunden Verlust)

Gewinn/Verlust pro Postenverbindung (sec)

Platz	Name	Zeit	Fehlerzeit	Split 1	Split 2	Split 3	Split 4	Split 5	Split 6	Split 7	Split 8	Split 9	Split 10	Split 11	Split 12	Split 13	Split 14	Split 15
34.	Stefan Buhler	20:46	00:00	-2	7	-1	-2	-1	-1	-3	2	-1	-2	9	-2	0	-5	1
35.	Hannah Hänsel	20:49	00:51	16	18	2	5	7	-7	-3	-1	13	-2	-2	-5	1	10	-1
36.	Jonas Kögler	21:01	00:59	-4	12	1	-4	7	30	3	1	7	0	31	-6	-1	-19	0
Disqu.	Raphael Heidner	21:09	01:11	-4	30	5	4	7	-20	4	16	5	7	27	13	1	-21	-3
37.	Jakob Drechsler	21:15	00:33	-4	10	34	2	2	-4	4	-3	-1	-3	6	-3	1	-6	-2
38.	Helene Schubert	21:32	00:23	-8	5	3	-1	11	19	1	11	0	-4	10	-5	4	-18	-4
39.	Frank Dequiedt	21:34	00:41	3	6	3	-7	1	17	7	9	-3	-3	24	-4	1	-12	0
40.	Cornelia Eckardt	21:44	00:00	-12	6	3	2	5	-6	0	0	3	0	2	0	-2	-1	1
40.	Thomas Lindig	21:44	01:18	2	25	10	5	1	7	3	16	-19	-5	24	-5	-5	18	2
42.	Torsten Kaufmann	21:46	00:18	-5	-11	0	-1	10	-4	-2	-5	0	11	19	9	1	-7	2
43.	Moritz Lucke	21:51	01:49	-7	5	0	-1	-4	60	-2	5	4	6	53	0	0	-8	-3
44.	Jan Birnstock	21:57	00:56	-4	-8	2	-1	6	6	-7	-1	53	1	9	3	3	-7	1
45.	Christian Musch	22:01	01:23	-9	18	7	-2	1	31	-4	14	9	-5	4	-11	-1	33	-1
46.	Claudia Helling	22:18	00:00	-6	4	3	-3	3	-7	0	0	-3	-2	6	-1	-3	10	-1
47.	David Saupe	22:21	03:23	-4	84	3	-2	102	1	1	-1	28	-2	5	-3	2	-12	-1
48.	Michael Drechsel	22:24	01:08	-3	-2	0	-1	8	5	-8	5	-5	-2	50	24	6	-7	0
49.	Jürgen Scheuermann	22:30	00:47	-7	29	8	-1	-1	13	5	9	2	-2	-12	2	4	-7	6
50.	Anna Mühlstädt	22:37	01:05	1	9	4	6	-5	25	5	5	0	-3	42	-5	-1	-16	-1
Disqu.	Christian Klotz	22:37	02:36	13	30	10	-3	-1	-5	5	-6	36	2	89	-5	5	-26	12
51.	Loic Dequiedt	22:47	00:52	-10	13	-2	0	-2	6	6	-1	49	-2	8	4	1	-16	-3
52.	Lone Pompe	22:48	00:50	-1	-4	12	3	-7	20	7	9	-1	-6	28	-5	1	-1	-6
53.	Katja Engelhardt	23:00	00:16	3	15	3	0	6	-2	-1	-1	-3	-1	3	-7	3	-7	4
54.	Corinna Nieke	23:15	01:04	-10	-6	-1	-3	-5	60	0	-1	4	-2	13	0	4	9	2
55.	Franka Klein	23:16	00:56	0	-16	2	3	35	18	2	6	-1	-1	6	-6	1	9	-3
55.	Nick Edelhäuser	23:16	01:06	1	-14	7	-3	-3	14	11	8	0	1	51	6	0	-13	-1
57.	Stephan Heidner	23:27	01:58	7	-27	-1	4	0	19	55	-1	17	8	28	-2	6	4	0
58.	Ludwig Lehmann	23:34	00:15	-11	3	4	13	1	-2	0	11	-2	0	13	-8	5	-10	-3
59.	Alwin Richter	23:35	01:16	20	52	0	1	14	2	-4	1	-7	-7	4	-7	1	9	-4
60.	Mario Ulbrich	24:19	01:18	-1	21	14	6	5	26	28	2	-4	-3	14	-7	-1	-21	0
61.	Florian Weinert	24:26	00:19	-10	-2	3	16	8	-1	5	3	6	-1	2	-12	-2	5	0
62.	Richard Binner	24:31	00:48	7	23	6	0	1	19	-6	2	-3	10	-18	-3	-2	3	9
63.	Susanne Löhning	24:38	00:00	-8	5	4	2	-1	-4	-2	0	-3	-1	15	-5	0	-2	0
Disqu.	Gerd Schote	24:52	02:04	5	-3	5	29	6	28	11	0	4	1	-28	0	1	64	1
64.	Astrid Schmitt	24:56	01:39	1	48	8	6	-12	29	6	0	17	-2	-13	2	-5	13	0
65.	Katrin Scheuermann	24:59	01:35	-8	-6	3	-2	6	73	0	4	4	1	7	-3	2	19	-4
66.	Christoph Hoefert	25:10	00:37	8	-5	21	-1	2	12	2	5	5	-1	9	-5	0	-16	0
67.	Lennart Mühlstädt	25:22	02:07	1	0	8	-4	0	53	-2	6	8	-6	-6	7	-2	73	-9



# Splitanalyse Benno-Sprint, 2.9.2020; Bahn Kinder



Platz	Name	Zeit	Fehlerzeit	Gewinn/Verlust pro Postenverbindung (sec)								
				Split 1	Split 2	Split 3	Split 4	Split 5	Split 6	Split 7	Split 8	Split 9
1.	Jannika Wetzel	09:01	00:00	6	7	-1	-3	-3	-5	-7	4	3
2.	Anna Holfeld	09:06	00:00	-3	-1	-3	0	2	1	2	1	2
3.	Raphael Kunckel	09:08	00:20	5	-1	-2	0	2	3	20	-7	0
4.	Greta Pompe	09:40	00:00	-2	-1	-3	-1	-1	3	5	-4	3
5.	Tim Weinert	10:08	00:00	7	-3	-6	-3	2	8	-6	3	-1
6.	Matti Reißmann	10:21	01:06	-2	-2	40	1	2	27	5	-4	-1
7.	Jobke Karl Rudolf	10:26	01:07	11	11	24	-13	7	-2	-10	42	-2
8.	Emilia Wetzel	10:52	00:41	-1	40	6	-5	4	-6	-4	9	-1
9.	Marcus Reichel	10:56	01:34	5	-3	9	77	-6	-9	-3	24	-1
10.	Luise Hempel	11:03	00:00	7	-4	-1	-5	4	-2	6	-5	0
11.	Wilma Schenk	11:23	00:39	-6	7	6	-1	-2	0	-2	39	-3
12.	Leonard Kind	12:19	00:15	7	14	3	-2	-2	1	1	-5	-2
13.	Julius Lucke	12:30	01:02	4	8	32	29	-6	0	-4	-12	10
13.	Louis Tachet	12:30	02:17	48	39	21	-9	6	-6	-3	33	9
15.	Anton Kehlmaier	12:37	00:30	9	6	5	28	-1	-2	-15	0	1
16.	Arthur Klotz	12:39	01:54	25	10	2	33	11	-9	-21	64	-1
17.	Konrad Grünig	13:38	00:24	4	-5	10	-9	23	9	-9	0	2
18.	Selma Drechsler	13:58	03:14	6	179	0	-4	-5	16	13	-11	-1
19.	Fiene Reißmann	14:50	00:50	4	23	8	-31	9	22	3	11	1
20.	Emil Saupe	15:17	01:20	-1	2	31	32	13	-18	22	5	-5
21.	Charlotte Heidner	16:13	03:28	31	8	83	89	-8	-16	-1	25	-3
22.	Aiko Klein	16:51	02:05	-4	28	-5	-4	6	22	87	0	-5
23.	Helene Heidner	17:57	04:27	-5	-5	30	213	-11	56	-12	3	-2
24.	Paul Schöne	19:08	04:57	7	215	-32	5	29	40	28	2	3
25.	Lisa Löhning	21:06	03:44	2	70	83	41	30	-26	1	4	18
26.	Johannes Heidner	22:15	01:55	-13	0	14	-8	20	-3	32	50	24
27.	Otto Kääriäinen	23:59	04:39	30	1	196	20	-5	65	-1	-17	-10
28.	Antonia Pompe	24:02	04:05	22	-18	7	9	64	93	-2	86	-17
29.	Rudi Sorglos	35:59	11:37	2	-41	-50	202	91	22	490	-3	-17
30.	Emil Weißbach	36:00	11:32	6	-45	-50	205	91	21	482	7	-24
31.	Anton Mai	37:49	08:16	97	130	106	-38	53	24	152	-2	-27